

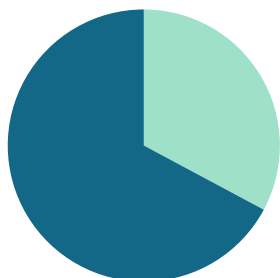
May 2024

Area Delimited by Entire Kamloops MLS

MARKET SUMMARY

Report produced on Jun 04, 2024 for Kirsten Mason

INVENTORY

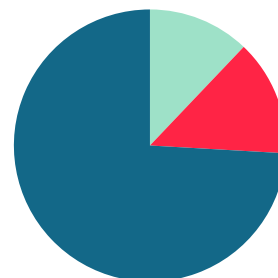


Inventory
 New Listings
727 = 32.82%
 Start Inventory
1,488
 Total Inventory Units
2,215
 Volume
\$1,630,287,005

Market Activity

Sold Listings
268 = 12.10%
 Other Off Market
306 = 13.81%
 Active Inventory
1,641 = 74.09%

MARKET ACTIVITY



Compared Metrics	May			Year to Date		
	2023	2024	+/-%	2023	2024	+/-%
Sold Listings	300	268	-10.67%	1,049	1,022	-2.57%
New Listings	539	727	34.88%	2,155	2,622	21.67%
Average List Price	616,480	631,520	2.44%	600,938	619,689	3.12%
Average Sale Price	596,887	607,569	1.79%	576,127	593,585	3.03%
Average Percent of Selling Price to List Price	96.58%	95.62%	-1.00%	95.41%	95.50%	0.10%
Average Days on Market to Sale	48.60	56.27	15.79%	58.73	59.47	1.27%
Monthly Inventory	1,189	1,641	38.02%	1,189	1,641	38.02%
Months Supply of Inventory	6.08	7.93	30.40%	6.08	7.93	30.40%

Absorption: Last 12 months, an Average of **207** Sales/Month

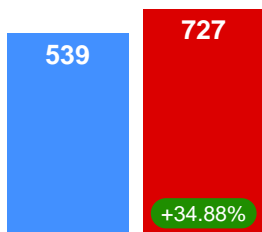
Inventory on May 31, 2024 = **1,641**

2023 **2024**


MAY MARKET

AVERAGE PRICES

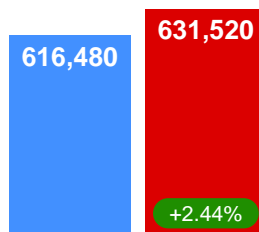
New Listings



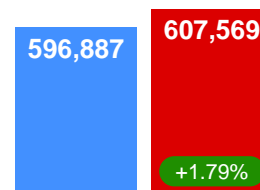
Pending Listings



List Price



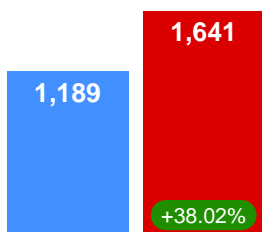
Sale Price



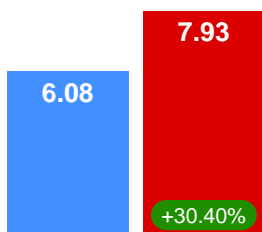
INVENTORY

AVERAGE SOLD/LIST RATIO & DOM

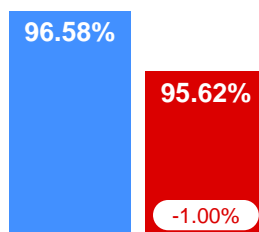
Active Inventory



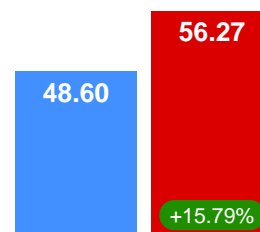
Monthly Supply of Inventory



Sale/List Ratio



Days on Market



Contact: Kirsten Mason

Phone: (250) 377-3279

Email: kirsten.mason@century21.ca